

College Overview Presentation

Contact Information

Ms. Rebecca Manzano
9th grade counselor
rmanzano@epps.org
EXT 2806

Mrs. Michelle Yahn
10th-12th grade counselor
Last names A-L
myahn@epps.org
EXT 9895

Ms. Elizabeth Sanchez
10th-12th grade counselor
Last names M-Z
esanchez@epps.org
EXT 2939

Mrs. Stephanie Pontidis
Supervisor of Guidance
spontidis@epps.org
EXT 2935

Graduation

<u>Subject Area</u>	<u>Elmwood Park Diploma</u>	<u>College Preparation</u>
English	20 credits (4 years)	20 credits (4 years)
Mathematics	15 credits (3 years) <i>Algebra I, Algebra II, Geometry</i>	20 credits (3-4 years) <i>Algebra I, Algebra II, Geometry, Trigonometry and/or Calculus</i>
Science	15 credits (3 years) <i>*Example - Environmental Science, Biology, Chemistry</i>	15 credits (3 years) <i>Environmental Science, Biology, Chemistry, Physics,</i>
Social Studies	15 credits (3 years) World History, USI, USII	15-20 credits (3-4 years)
Foreign Language	5 credits (1 year)	10-15 credits (2-3 years) <i>same language</i>
Physical Education	Each year enrolled	Each year enrolled
Visual or Performing Art	5 credits (1 year)	5 credits (1 year)
21st Century Life and Career	5 credits (1 year)	5 credits (1 year)
Financial Literacy	2.5 credits (1 semester)	2.5 credits (1 semester)
Community Service	10 hours	10+ hours
TOTAL CREDITS	120 credits	140+ credits

9th Grade

9TH GRADE

- Create a four-year high school plan.** Think about what you'd like to accomplish in the next four years.
 - Make sure you know which high school courses are required by colleges, and that you're taking the right classes as early as the ninth grade. You can ask your counselor about what those "right" classes are.
 - Get to know the levels of courses offered by your school.
- Start thinking about your life after school,** including the types of jobs that might interest you. Of course, these will change — often — but it's good to start thinking about the possibilities.
 - Identify your interests — likes and dislikes — not just in classes but also in every area. This will help you focus on your goals.
 - Talk to other people, such as your school counselor, teachers, recent college graduates who are working, professionals in the community, etc., about careers you might find interesting.
- Meet with your high school counselor.** Your counselor knows how to help you get the most out of high school. Be sure to take some time during the school year to discuss post-high-school plans with him or her.
- Participate in extracurricular activities.** Academics aren't everything. Explore your interest in a sport, school club, music or drama group, or community volunteer activity.
 - Remember that colleges would rather see real involvement in one activity instead of a loose connection to several.
 - If you're interested in playing sports in college, research the National Collegiate Athletic Association (NCAA) eligibility requirements. The NCAA requires completion of certain core courses; you can find the specifics at ncaaclearinghouse.net.
- Save for college.** It's not too late to put money aside for college. Every little bit helps! Learning about financial aid early on can also help you down the road.
- Explore summer opportunities.** Look for a job, internship, or volunteer position that will help you learn about a field of interest.
- Get familiar with the PSAT-related assessments and SAT[®].** Most four-year colleges consider applicants' scores on college admission test. Download the free Daily Practice for the New SAT app to get a feel for the kinds of questions you might face on test day.
- Take the PSAT[™] 8/9.** If your school offers it, sign up to take the first of the College Board assessments to set a baseline. This test will help you build up your skills to take the SAT in 11th or 12th grade.

WHAT IS NAVIANCE?

Naviance is a comprehensive college and career readiness software provider that partners with high schools to provide students with college planning and career assessment tools.

■ Career Knowledge


- Features within Naviance help students match potential career paths to their strengths and interests, learn about career requirements and wages, and prepare a resume.

■ College Knowledge

- Features within Naviance help students make data-informed college decisions and complete the steps necessary to apply to and enroll in college.



Learning & Personality Inventories on Naviance

 AchieveWorks Learning and Productivity®


START ASSESSMENT


AchieveWorks Learning and Productivity® helps you learn your sensory and mindset preferences to help you develop study practices.


This tool will reveal the ways you learn best and how you can be most productive.

How it Works


 Plan to spend at least 20 minutes on this assessment.


 Relax, there are no right or wrong answers.

 Think carefully about what truly affects how you learn and work.

 Don't be influenced by what others may expect of you.

What's in it for you


 You'll learn how to make studying easier and more effective.

 You'll learn how to be more comfortable and effective in class.

 Teachers and counselors understand you better.

How to take the assessments

1. "Self Discovery"
2. Select Inventory of Choice


 AchieveWorks Personality®


START ASSESSMENT


AchieveWorks Personality® helps you identify your personality type by asking you to choose scenarios that best represent how you behave in real life.


This tool will reveal your true personality and provide tips to achieve success, in a way that works for you.

How it Works

 Plan to spend at least 15 minutes on this assessment.

 Relax, there are no right or wrong answers.


 You are unique. Just choose the options that are most like you.

 Don't be influenced by what others may expect of you.

What's in it for you

 Clarify your career options.

 Make assignments and tests easier.

 You understand others and others understand you.

10th Grade

10TH GRADE

Meet with your high school counselor — again.

Be sure to meet with your school counselor to ensure that your course schedule is challenging enough to prepare you for college.

- Check into any prerequisites for advanced-level junior- and senior-year courses.

Take the PSAT/NMSQT® or PSAT™ 10. Depending on your school, you might have the opportunity to take the PSAT/NMSQT in October or the PSAT 10 in February or March. It provides valuable feedback on your college readiness and a free, personalized plan to help you start getting ready for the SAT — and for college.

Ask if the PSAT/NMSQT is offered to 10th-graders. Although this test is usually given in the 11th grade, it is also often offered in the 10th grade. That's because it provides valuable feedback through the Student Score Report. You can then work on any of your academic weaknesses while there is still plenty of time to make improvements.

Are you interested in attending a U.S. military academy? If so, you should request a precandidate questionnaire.

Along with your family, do some research about how to obtain financial aid. Many students use financial aid to cover college costs. Find out what financial aid is, where it comes from, and how you can apply for it. Read the U.S. Department of Education's *Funding Your Education* (about federal aid programs).

Attend college and career fairs. The fairs often take place in the fall at your school or in your area.

Participate in school activities or volunteer efforts. Extracurricular activities can help you develop time-management skills and enrich your high school experience.

Talk to your counselor about your plans for life after high school. He or she can help you plan your schedule, search for colleges, and navigate the financial aid process. The more your counselor knows about you, the more he or she can help you along the way.

Tour college campuses. If possible, take advantage of vacation or other family travel time to visit colleges and see what they're like. Even if you have no interest in attending the college you are visiting, it will help you learn what to look for in a college.


BUILDING A RESUME

The screenshot shows the Naviance Resume Builder interface. At the top is a dark navigation bar with the Naviance logo and links for Home, Self-Discovery, Courses, Careers, Colleges, and Planner. On the right of the navigation bar are icons for a heart, Demo, a dropdown arrow, a mail icon, a user profile icon labeled 'DY About Me', and a 'CLOSE DEMO' button. Below the navigation bar is a white header area with the title 'Resume'. Underneath is a light blue bar with two links: 'Add/Update Sections' (underlined) and 'Print/Export Resume'. The main content area has a light blue background with a paragraph of instructions: 'Use the Resume Builder to track your activities. Include sports, clubs, community service and work. A typical resume has an objective, education, experience and references. Since you are still in high school, include objective, work experience, volunteer service, extracurricular activities, skills/academic achievement and athletic achievement. Choose a format to print your resume.' To the right of this text is a red circular button with a white plus sign. Below the text is a grey bar with the message: 'We noticed you haven't created a resume yet. To get started, select the Plus button.'

NAVIANCE
BY POWERSCHOOL

Privacy Policy | Site Map
© 2022 PowerSchool Group LLC. All Rights Reserved.

DY Logged in as **Demo.Yahn** [Close Demo](#)

 **Memorial Sr. High**
375 River Drive
Elmwood Park, NJ 07407-1622
p: 201-796-8700
www.hs.elmwoodparkschools.org/guidance [Show Me How](#)

How to create a resume on Naviance

1. "About Me"
2. "Resume"

Career Exploration

Career Interest Profiler

- Helps you discover the types of work activities and careers that match your interests. The interest profiler has 180 questions about work activities that people do at their jobs.
- Once you have completed the Career Interest Profiler, you will be assigned a 3 letter Holland Code indicating a combination of the following: *Artistic, Conventional, Investigative, Enterprising, Realistic, Social*.
- Complete Career Interest Profiler, get a Holland Code, explore careers that match your code.

How to take the assessment

1. “Self Discovery”
2. “Career Interest Profiler”

The screenshot shows a web interface for the Career Interest Profiler. At the top, there is a navigation bar with links for Home, Self-Discovery, Courses, Careers, Colleges, and Planner. Below the navigation bar is a header section with a blue background and white text that reads "Career Interest Profiler". A green button labeled "START ASSESSMENT" is positioned on the right side of the header. Below the header, there is a paragraph of text: "The Career Interest Profiler captures your interests to help identify your personality traits and suggests careers based on the U.S. Department of Labor's data." This is followed by a section titled "How it Works" which contains four items, each with an icon and a brief description: 1. A clock icon with the text "Plan to spend at least 15 minutes on this assessment." 2. A coin icon with the text "You'll answer 60 questions about your interests." 3. A colorful pie chart icon with the text "The Career Interest Profiler then maps your results to Holland's 6 personality traits." 4. A briefcase icon with the text "Naviance then shows you careers that map to your traits and educational aspirations." Below this section is another section titled "What's in it for you" which contains three items, each with an icon and a brief description: 1. A gear icon with the text "You'll learn your personality traits according to the Holland Code and how those help with career exploration and planning." 2. A document icon with the text "You'll inform your career planning process with career recommendations based on your personality." 3. A person icon with the text "Teachers and counselors will understand you and careers that might be a good fit for you."

11th Grade

College Searches

- **Begin your college searches - “SuperMatch College Search”**
 - The more information you input, the more results you will receive
 - **Colleges>Find your fit>SuperMatch College Search**
- **Start building your list - “College’s I’m thinking about”**
 - Search for any college from your Naviance homepage and select the heart
 - **This will keep track of all colleges you are thinking about**

Standardized Testing

- ▣ Although many colleges are moving in the direction of being “Test Optional”, this can change year to year so it is important to be prepared:
 - Even though a college may be considered “test optional” they may still require SAT/ACT test scores for more competitive majors like nursing or engineering
 - Many standardized tests help students meet mandated state graduation requirements as well.

Check out upcoming SAT dates on the college board website:

<https://collegereadiness.collegeboard.org/sat/register/dates-deadlines>

Tours and Information Sessions

- Junior year is a great time to begin touring college campuses
- Trade/tech schools offer tours of their facilities as well as many virtual information sessions to partake in
- Be sure to continue checking your school emails for information from counselors

12th Grade

FALL

- Strengthen Your College List*:** Meet with a counselor about your college choices and, if you've not yet done so, download college applications and financial aid forms. Make sure you have a balanced list of academic safety, fit, and reach schools. Plan to visit as many of these colleges as possible.
- Create a master list or calendar that includes:**
 - Tests you'll take and their fees, dates, and registration deadlines
 - College application due dates
 - Required financial aid application forms and their deadlines (aid applications may be due before college applications)
 - Other materials you'll need (recommendations, transcripts, etc.)
 - Your high school's application processing deadlines
- Ask a counselor** to help you request a fee waiver if you can't afford application or test fees.
- Improve Your Score*:** Many seniors retake the SAT in the fall. Additional coursework and practice with Official SAT Practice on Khan Academy® since your last test could help you boost your performance. Plus you already know what to expect on test day.
- Be sure** to have your SAT scores sent to the colleges to which you are applying.
- Complete the FAFSA*:** To apply for most financial aid, you'll need to complete the FAFSA. Oct. 1 is the first day you can file the FAFSA.
- Complete the CSS Profile:** CSS Profile™ is an online application used by certain colleges and scholarship programs to determine eligibility for their aid dollars.
- Prepare** early decision/early action or rolling admission applications as soon as possible. Nov. 1–15: Colleges may require test scores and applications between these dates for early decision admission.
- Ask a counselor or teacher** for recommendations if you need them. Give each teacher or counselor an outline of your academic record and your extracurricular activities. For each recommendation, provide a stamped, addressed envelope and any college forms required.
- Write first drafts** and ask teachers and others to read them if you're submitting essays. If you're applying for early decision, finish the essays for that application now.
- Apply to College*:** Submit your applications to the schools that you want to attend.
- Ask counselors** to send your transcripts to colleges. Give counselors the proper forms at least two weeks before the colleges require them.

4 year colleges and universities

▣ Types of Admission

- Early Decision
- Early Action
- Rolling
- Regular

Be prepared! Some of the earliest application deadlines are around **November 1**

▣ Delivery type

- Common App
- Direct to Institution
- Mail



FINANCIAL AID

- Financial Aid - Opens October 1 every year
 - FAFSA - <https://studentaid.gov/>
 - Merit Scholarships
 - Opportunity for higher scholarship amount when applying Early Action/Priority/Early Decision
 - Net Price Calculators on each college's financial aid website
 - Scholarships on Naviance (local)
 - <https://www.fastweb.com/>

Rising Seniors: What's Next?

Mark your calendars and join us this fall for an interactive FAFSA workshop with Kimber Decker! More details to follow.

12th grade only

October 12, 2022

6:00pm

Questions?

Thank you!